





SUSTAINABLE DESIGN

Some of Elfa's Classic interior products are redesigned, making them even more functional and appealing. What is more, with the redesign, these products' carbon footprint are significantly lowered, while the load capacity and high quality are equally high.

That is what we call ingenious invention. "It's sustainable design that really matters if we want to minimize our impact on our world" says Peter Nilsson, R & D manager at Elfa.

*Interior: Click-in system, Top hang (White),
Shelving system (White)*

TOGETHER FOR A SUSTAINABLE FUTURE

Taking the long view is key when striving for a more sustainable living. Elfa products are timeless, durable and adaptable to ever-changing needs, making them an excellent basis for lifelong storage.

How can we learn to make more sensible choices in our everyday lives? Undeniably, many of us struggle to organize our living space and belongings. A more sustainable lifestyle would come easier if we kept everything in order.



TRULY MADE TO MEASURE

With a made to measure storage solution you can use even your most challenging spaces for good storage. An adjustable solution let you re-arrange your storage. You can easily add, remove and reposition drawers, shelves and other pieces as your need change. Elfa can be used in practically every space in your home thanks to its modular design and good looks. Smart details solves every specific storage need, from your clothing storage to your tools in the garage.



INGENIOUS STORAGE

The Elfa assortment is built on Swedish industrial heritage. Our product development creates clever functions with our own design based on storage knowledge since 1948. With its exceptionally strong epoxy-bonded steel, Elfa can easily handle everything from a library of books to garden equipment and clothes.

Read more about our long history at elfa.com



MADE TO LAST

The daily use of a storage solution exposes it to a lot of wear and tear, something that requires craftsmanship and materials of the highest quality, to maintain a lifetime of service. But rest assured, Elfa's products are of the highest quality and last for decades.

CREATING SPACE IN EVERYDAY LIFE

Our guess is that clothes, shoes and things fill your home – they are everywhere and not always where you want them to be. With ingenious storage solutions things will find their place and you will find your things. We can inspire you to recover cubic metres you may have lost to temporary solutions. Storage that creates space will bring back and improve your living space.



INDEX

Closet/Walk-in closet

6

Clothes, shoes, accessories – this is where you find invaluable tips on how to plan your dream closet – or walk-in closet, regardless of the size of your space.

Bookshelves

22

Aesthetic melamine shelves and wall bands, true classics that let the books and accessories shine.

Hobby & Home office

26

Create a space for study, work or for your hobby with specific functions for papers, pens and office items.

Children's space

30

Clothes, toys, books and other things compete for space in children's storage space. Get ideas for new ways of storing.

Hallway storage

36

The whole family needs a space for their gloves, bags, shoes, hats in the hallway. Find inspiration for a smart hallway to make your day run smoothly.

Laundry & Cleaning

42

The laundry room need a space to dry and fold, but also to store detergent and other laundry accessories.

Garage & Storage

46

Find smart ways to store and sort your tools, garden equipment and sports gear, so that they are easy to find, even in change of season.

Potential storage space

54

Store on doors, under the stairs, in the kitchen or create your own home office. Find your homes' potential storage space.

CLOSET/
WALK-IN CLOSET



Interior: Click-in system, Top hang (White), Décor design (White)



Interior: Click-in system, Top hang (Graphite)

CLOTHES IN ORDER, A DREAM WITHIN REACH

Whether concealed behind sliding doors, or in full view, there are stylish, ingenious solutions for optimal use of unused space. By creating a dedicated area, you get a better overview of your entire wardrobe, as well as a more restful room.



Use Mesh drawer divider to keep your clothes in order.



Create space and a better overview with Gliding tie and belt rack.



Interior: Click-in system, Top hang (White)

Add personality to your walk-in closet by planning for a lot of open shelves, for exposing your favourite things.



Plan for a styling station in your walk-in closet by using mesh baskets on the hang standards and adding a mirror.



Separate your rental clothes from your other clothes by planning a separate section in the wardrobe.





Interior: Click-in system, Top hang (Graphite)



Make your
home feel
like you





Interior: Click-in system, Top hang (White),
Décor design (White)



DÉCOR COMBINES FUNCTION WITH A SOLID LOOK

The Décor range builds on the ingenious Elfa Click-in system but adds warmth and clean lines with fronts, shelves and other details in solid wood.

Décor in white creates a light Scandinavian look while in grey it adds a warm contemporary feeling.

Place a mirror in your solution and create a make up station. The mirror reflects the light and creates an airy feel in the room.



The wooden details creates a luxurious feel to your closet and enhances precious things you want to expose.



An accessory tray in light grey velvet fabrics will hold all your small accessories in place, and creates a luxurious walk-in closet feel.



A Décor solution has no walls in between the sections, so that when you hang your clothes you get a good overview and an airy wardrobe, yet with a solid wooden look.

A Gliding shoe shelf which can be pulled out gives you easy access to your shoes but uses the depth well because the shoes are stored at an angle.



Add narrow shelves behind hanging clothes to use the space efficiently.



Place the clothes in your closet in the order you wear them top down. Interior solutions adapted to each item will make your day run smoother.



Décor in grey combined with interior in Platinum or Graphite creates an industrial, masculine look.



*Choose a closet interior that matches the room.
That will create calm and add to the style.*

*Interior: Click-in system, Top hang (Platinum),
Décor design (Grey)*

HOW TO PLAN A WARDROBE THAT LASTS

Is your wardrobe full of clothes you never use? If you want to contribute to a more sustainable living, the closet can be a good place to start. By using garments many times, sell or repair them, you prolong their life. And by storing them accessible and with good overview, the risk of you saying "I have nothing to wear" decreases dramatically. And hopefully impulse shopping as well. Here are some tips to help you plan a wardrobe that will help you towards a more sustainable wardrobe.



Hang as much as possible, preferably at two heights. The benefits are great overview, easy access and clothes that are free of creases.



Every round in the washing machine tear on your clothes and produce carbon dioxide. Reduce the number of washes and prolong the life of your clothes by using them multiple times. Store them airy on hooks and holders in your wardrobe or on the back of a door.



Ever considered renting clothes? Buy timeless and basic garments and add rented pieces to spice up your outfit and save both money and closet space. Dedicate a special section in your closet for these garments.



Your clothes lasts longer if you care for them. For example, use pant racks in your wardrobe for crinkle-free and separated pants and skirts.



Knitted sweaters can loose their shape on a hanger, so use mesh drawers with dividers to keep them fresh and neatly organized.



Care for your shoes by storing them on shelves and racks – not in a pile on the floor.



Dare to let go! Your unused clothes can make someone else happy. Give away, sell or swap clothes. Place a dedicated bag in your closet, ready to go.





SUSTAINABLE WARDROBE TIPS

- 1 THINK "FLEXIBLE"** when buying storage. Choose a solution which is easy to rearrange and add on to, when you needs changes.
- 2 QUALITY AND TIMELESSNESS** is to prefer to cheap buying of poor quality items. This goes both for the closet itself as well as for the clothes in it.
- 3 PLAN FOR SUSTAINABLE HABITS** by sorting out clothes at the shift of seasons. Choose interior which allows for good overview of your clothes. That way you can easily see what clothes you've used and not. For items you don't use, give away, sell or swap with a friend.
- 4 EXTEND THE LIFE OR YOUR GARMENTS** by storing them properly. Airy shelves and special functions for i.e pants and shoes keep your clothes separated and fresh.

A wardrobe with good overview and garments sorted by colour or type make finding an outfit easier. And reduces the urge for impulse shopping.

BOOKSHELVES

Clean, with brackets, the so called Shelving system, has become a true Elfa classic. They can be found in homes all over the world and are often featured in acknowledged interior magazines. The simple, classy design of the bookshelves allows for the books and other interior details like vases, posters or potted plants to shine.





NEW

Interior: Shelving system (Graphite), Plug-in shelves

Thanks to its simple design the classic Shelving system let your books and other interior details shine.



Shelving plug-in kit (NEW) is easily mounted thanks to plugs and predrilled holes in the shelves.



The Shelving system enables you to use all the space, for example under a sloped ceiling or above a door.



Book supports will help you keep your books in neat rows.

HOBBY & HOME OFFICE

Regardless of the purpose of a home office, whether it's more of a hobby room or a creative or sewing corner, structure is needed to keep it tidy. With smart storage ideas and products adapted for storing files, pens, paper clips, scissors etc you can avoid a mess on the desk and bookshelves.



Interior: Shelving system (White), Melamine shelves

The little paper bag™

This bag is made from organic paper. It is 100% natural. 180g/m² double-layer paper: white kraft layered with brown kraft. Capacity: 2.100g

Create a functional work space or home office with smart storage such as storing boards, hooks, shelves and boxes for keeping all your office items tidy.



A home office with sliding doors in front allows you to conceal the office while "off duty".



If the space is very limited, a door can serve as a base for your home office or hobby things.





Interior: Shelving system (White), Melamine shelves

CHILDREN'S SPACE

Children's need for space in their everyday play is endless. At the top of many parents' wish list, is a working storage solution. Children want it too. Picture clothes and shoes living happily side by side with toys and books. A storage system created to individual needs. That can be adapted to seasonal changes and to new needs when your kid grows. A system that creates good order and overview.



A drawer system with wheels can be moved around the home, so that the play can always be close at hand.



A wall full of storage! Adjust when needed..



Move the shelves and functions around to adjust the storage to the kids height and needs, as they grow.



NEW

The need for
space in children's
everyday play
is endless



HALLWAY STORAGE



Interior: Click-in system, Top hang (Graphite)




Interior: Click-in system, Top hang (White), Décor design (White)

WELCOME HOME TO AN ORDERLY ENTRANCE

First impressions count. The hallway gives visitors that first glimpse as you welcome them into your home. It's also our first and last point of contact as we rush in and out, going about our busy daily lives. Functional storage creates a space where coats, bags and shoes coalesce and keys and purses can be easily found. It creates an orderly entrance that allows you to focus on the important tasks for the day ahead, then welcomes you to hang up your coat, slip off your shoes and unwind when you return home.

Create space in the entrance for incoming and outgoing packages.



NEW

On door storage with the new Shoe rack for optimized use of space.



Hang your handbags on hooks instead of placing them on the floor.



Use compartments to keep track of each little thing in the hallway. The solid fronts will keep the impression calm and stylish.



Explore our ready solutions.



Interior: Click-in system, Top hang (White)



A storage board can work as a hub in your hallway, for shopping lists, invitations and small items that otherwise end up laying around the house.



Add mesh baskets behind hanging jackets and coats, to make use of the depth.



A smart way of using all your space is to place shallow shelves in combination with deeper wire shelves.



Divide a Wire shelf basket into different compartments for each family member. Add Shelf hooks underneath for easy hanging of clothes and bags.



When expecting guests, hooks on the side of the solution makes sure there is always some extra space.

LAUNDRY & CLEANING

In many homes the laundry room is a forgotten room. Still, it's a space that needs smart storage solutions to create an efficient workflow. With careful planning you can create all the space you need to sort and fold clothes, store detergents, linen, towels and clothespins. A spacious laundry room will make weekly or even daily visits more agreeable. Pleasant and maybe even fun?



Interior: Click-in system, Top hang (White)

Create all
the extra space
you need





Space to sort and fold. Practical shelves at the right height make it easy to fold and sort the clean laundry. And if you give each family member their own drawer, it will be easier to bring the newly folded laundry to your wardrobe.



The Drying shelf can be folded when not used, allowing you to hang both longer and shorter laundry.



Plan for a special space for ironing with a dedicated drawer for clothes to be ironed and a Valet rod for ready clothes.



Explore our ready solutions.

GARAGE & STORAGE

Storage of outdoor furniture, garden tools and sports gear often leave little or no room in the garage for the car. Storing things along the walls is the obvious solution. Elfa makes room for tools, gadgets and other equipment. Seasonal storing of skis, golf and hockey gear, paint cans and all your stuff for the garden will fit perfectly.



Interior: Click-in system, Top hang (Platinum)



Storing things
along the walls
is the obvious
solution



Interior: Click-in system, Top hang (Platinum)



Seasonal storage can easily change place when seasons change, thanks to the flexible Click-in system.



Keep your sports equipment organised by using special functions, like the Mesh storage bag.



Store the kids' sports gear accessible but off the floor, with the help of a Storage track with hooks and holders.





Explore our ready solutions.

EVERYTHING SORTED

One of the best parts of having spare spaces like a garage or basement? You can store things you can't or don't want to keep in your living area. No surprise then that toilet paper and candles are often on the shelves side by side with sports gear and home appliances. With good storage, you get room for even more – for better or worse, maybe. However, one thing's for sure: order brings peace of mind and saves time, especially when you have so many different kinds of things to look through.



Workout clothes can often be used again before washing. In an open storage solution, they're close at hand and you don't have to mix them with clean clothing.



Does your family have a lot of workout clothes? Give each person their own storage space to quickly find the right stuff when heading out.



New! The "gift wrap rack" is fun to say, and it keeps your wrapping paper organized.

POTENTIAL STORAGE SPACE

Look around your home. Potential storage space is everywhere – in your kitchen, your hallway, bedroom and basement. Look even further and you will find space you didn't even know you had. Do you have the optimal solution for the space under a staircase or a sloping ceiling? Identify the unused or hidden places in your home.





On door storage uses the space efficiently and the over door hook keeps the rack in place without drilling.



A tiny space can be turned into spacious pantry by using the wall space all the way up to the ceiling.

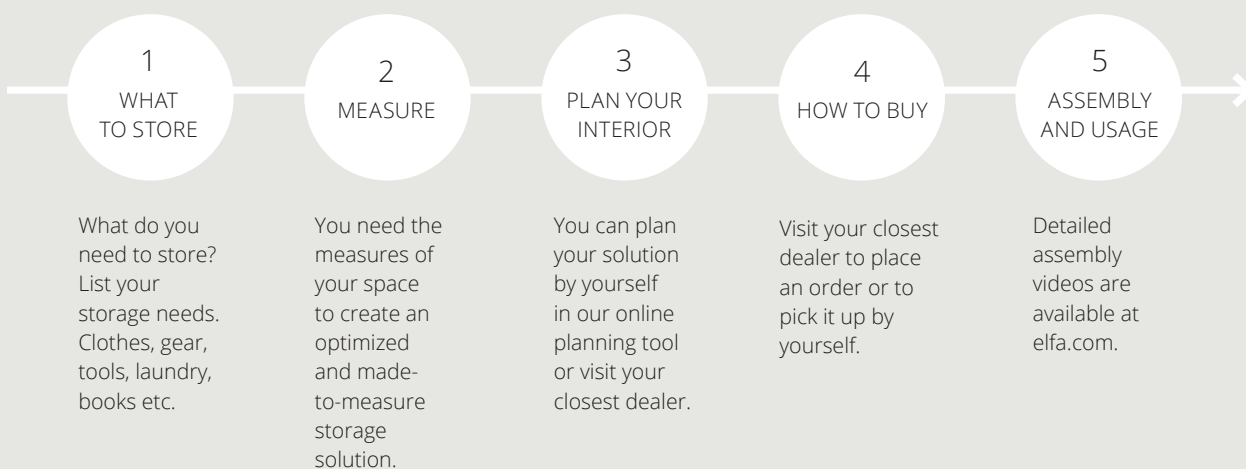
The space under a staircase can be turned into stylish storage with the Shelving system.



Hide behind a curtain and you will always know where to find your must-haves. The baskets can be detached and reassembled if needed.

Functional storage is easy

At Elfa you will find smart interior systems that help you to store small, medium and large. All our products can be adapted to your needs and to the space you have at home. Follow a few steps to create you dream storage.



1

WHAT TO STORE

What do you need to store? List your storage needs to decide which system suit your needs best. Elfa has three smart interior systems; Click-in system, Drawer system and Shelving system that helps you with big or small storage solutions.

CLICK-IN SYSTEM



Click-in system Top hang is available in 3 colours.



Décor products with wooden details are available in 2 colours.



The click-in system is wall-mounted system where everything hangs on the Top track. (It is also available as a freestanding solution).

This system is recommended for Clothing, Laundry & Cleaning, Garage & Storage, Hobby & Home office and On door storage.

Assortment overview



DRAWER SYSTEM



The Drawer system is a floor-standing system that fits well in an existing closet or spaces where you can not hang on the wall.

Assortment overview



SHELVING SYSTEM



Wallband and Bracket for solid shelf.

The Shelving system is our classic wall-mounted "Sparring" shelf system. This is perfect if you have a bit of cumbersome walls where the Top track does not work. Can also be used as bookshelf or sideboard.

Assortment overview



HOW TO MEASURE

Start to measure depth, height and width. Measure the height of at least three places and use the lowest measurement to create a made-to-measure storage solution.

MEASURE YOUR SPACE

D DEPTH

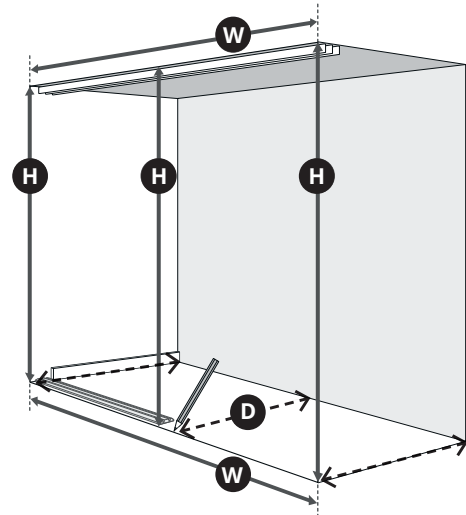
Start with measuring the depth of your space. This will ensure the correct measurements for depth and widths as walls are not always completely straight. For solutions with closet rod we recommend 675 mm depth.

H HEIGHT

Measure the height on 3 places (left, right and center). The lowest measurement should be used.

W WIDTH

Measure top and bottom width of your space as the illustration shows.



Find measuring guidelines.



MEASURE AND FACT

You can customise your storage solution to suit the measurements of your space by either combining sections in standard width, or if needed cutting products to fit your space.



WEIGHT AND SECURITY

A Top hang Click-in system is built in sections. One section is the area between two Hang standards. Maximum load per section is 200 kg. See recommended weight per product.



3

START PLANNING

You can start planning your solution by yourself in our online planning tool, or visit your closest dealer.



READY SOLUTIONS

To make it easy for you, our planning experts have designed a number of ready solutions for different rooms and storage needs. By choosing one of these solutions, you can be sure of getting a space-efficient storage with adapted products for the purpose.



3D PLANNING TOOL

You can easily 'drag and drop' in our planning tool to plan anything from a small bookshelf to full-scale wardrobe solution.



VISIT OUR DEALERS

At elfa.com you will find all our dealers.



4

HOW TO BUY

Find the nearest Elfa store on elfa.com. Not all stores stock the full Elfa assortment, but they can always order the Elfa products you want.

5

ASSEMBLY AND HOW TO USE

It's easy to assemble Elfa. You build it the way you want it and should you have second thoughts – you just rebuild it! With Elfa, you get a 10-year consumer warranty, covering any material defects under normal home use, as well as any functional defects.





WHERE DO I START?

- 1 TAKE A BEFORE PICTURE** which is good to have when planning with a retailer but also for comparing the before and after results.
- 2 WRITE DOWN THE DIMENSIONS** of the room, preferably along with a sketch. Include doors, windows, radiators etc.
- 3 SORT OUT UNUSED CLOTHES** Can you sell, swop or give away to friends?
- 4 CATALOGUE YOUR CLOTHES** by making an inventory and write down how many blouses/shirts, trousers or skirts and dresses, shoes etc you have. This will make the planning of your storage easier.
- 5 NOW YOU ARE READY TO PLAN!** Choose from our range of ready-made solutions, plan in our online planning tool or book an appointment with your nearest Elfa retailer, who will help you design your storage solution.

PLAN AS YOU DRESS

Place your clothes as you dress: tops up, skirts and trousers below.

CREATE YOUR OWN DREAMY (AND FUNCTIONAL) CLOSET

Achieving your dream closet is easier than ever. The Click-in clothing range has a wide selection of stylish fixtures, fittings and accessories which allows for both a stylish and functional closet. There are some valuable tips to have in mind when planning, to maximise the use of space, create overview and an airy closet solution.

HANG AS MUCH AS POSSIBLE

Hang as much as possible, preferably at two heights. The benefits are extra space, easy access and clothes that are free of creases. Hang all the way in the corners, to use the space efficiently.



CREATE EASY ACCESS

Robes, jeans and clothes that you use frequently can be hung on hooks inside or on the sides of your storage solution.



KEEP THE FLOOR FREE

This will create an airy feel to the room and make the room easier to clean.



STORE BY CATEGORY

A good way to store your clothes is by dividing the solution into sections for job, leisure and party. Another way is sorting by colour. To keep a clean look, use identical hangers in the entire closet.



HANG OR FOLD YOUR PANTS

Jeans can be stored folded, or rolled up, while more formal trousers are best hung on extendable pant racks. This separates them for easy selection, keep them wrinkle free and takes up less space than hangers.



SPACING MATTERS

Recommended spacing between each shelf is 35 cm, when you store folded clothes. This way you won't get an overloaded closet.

REGULAR CLEAR OUT

Tip for keeping your wardrobe current and up-to-date; put away clothes you rarely use and see if you miss them after six months.



940896. © Elfa International AB. All rights reserved. Availability subject to change. Ver. 1. 2022

Reservation for assortment changes without prior notice.
For technical reasons, variations in colour may occur.

Plan your space and find ideas at www.elfa.com

elfa[®]
CREATING SPACE