

COSMA EXPRESS

Profilo Aziendale / Company Profile	3
Contemporaneo / Contemporary	13
Classico / Classic	43
Elenco Prodotti / Products list	51
Finiture / Finishes	52



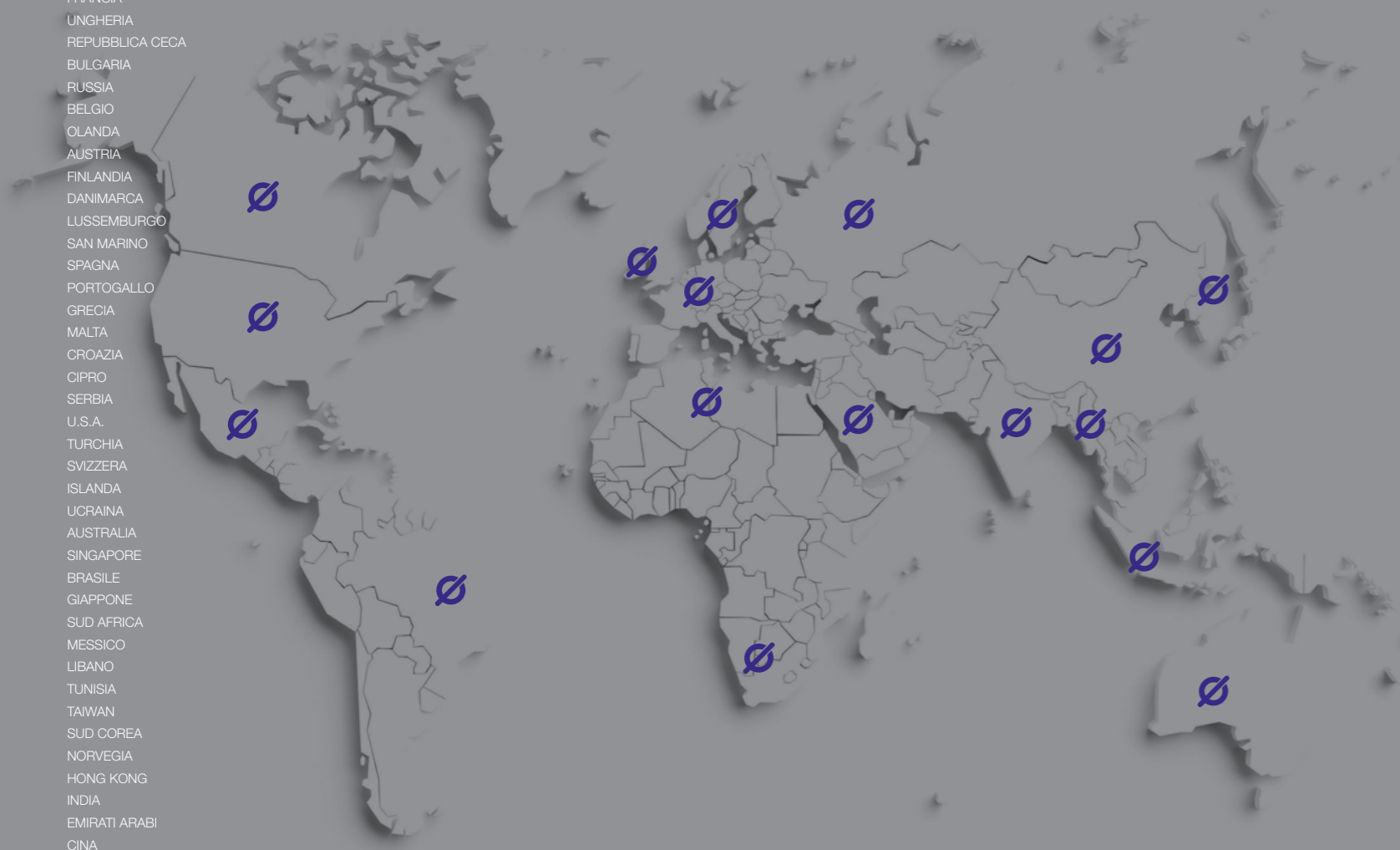
Cosma
ECCELLENZA

MADE IN ITALY

IN THE WORLD



- ITALIA
- SLOVENIA
- U.K.
- IRLANDA
- POLONIA
- LITUANIA
- ESTONIA
- GERMANIA
- FRANCIA
- UNGHERIA
- REPUBBLICA CECA
- BULGARIA
- RUSSIA
- BELGIO
- OLANDA
- AUSTRIA
- FINLANDIA
- DANIMARCA
- LUSSEMBURGO
- SAN MARINO
- SPAGNA
- PORTOGALLO
- GRECIA
- MALTA
- CROAZIA
- CIPRO
- SERBIA
- U.S.A.
- TURCHIA
- SVIZZERA
- ISLANDA
- UCRAINA
- AUSTRALIA
- SINGAPORE
- BRASILE
- GIAPPONE
- SUD AFRICA
- MESSICO
- LIBANO
- TUNISIA
- TAIWAN
- SUD COREA
- NORVEGIA
- HONG KONG
- INDIA
- EMIRATI ARABI
- CINA
- ARABIA SAUDITA
- THAILANDIA
- INDONESIA
- MONGOLIA
- VIETNAM
- CANADA



Cosma mette a disposizione alta specializzazione e profonda conoscenza del settore dell'arredamento per dare vita a progetti su misura. Diviene così laboratorio di idee per prodotti esclusivi con qualità inimitabili, un servizio confidenziale per clienti in tutto il mondo che desiderano distinguersi scegliendo il partner ideale in linea con i propri progetti.



The high specialization and the deep knowledge of the furniture industry that Cosma has, are assets shared with customers to create custom projects. Cosma becomes a creation lab for exclusive products with incomparable qualities, a confidential service for clients in the world that choose to be distinguished by a cooperation with the ideal partner for their projects.



Showroom
Cassago Brianza (LC)
Italy



HEAD QUARTER

SEDE CENTRALE



È dal 1955 che Cosma fornisce all'industria dell'arredamento servizi esclusivi e prodotti di qualità. Una storia di ricerca, creatività ed innovazione, fondata su un rapporto stretto con progettisti e produttori di mobili. Cosma mette a disposizione una vastissima gamma di prodotti, che riguardano aree di gusto differenti, dal contemporaneo al classico, e un know how tecnologico che consente di sviluppare progetti esclusivi. Maniglie ed accessori realizzati in un'ampia gamma di finiture e materiali sono caratterizzati da elevati standard progettuali e produttivi; ricerca e sviluppo si adeguano alle esigenze di aziende e designer. Una produzione che, nel corso degli anni, si è andata sempre più ampliando e razionalizzando.

Since 1955 Cosma has provided the furniture industry with exclusive services and high quality products. A History of research, creativity and innovation based on a closed relationship with designers and manufacturers. Cosma offers a wide range of products, concerning different tastes, from classic to modern, and a technological know how permitting to develop exclusive projects. Handles and accessories, produced with a broad range of finishes and materials, are characterized by a high planning and productive standard; research and development are complying with the manufacturers and designers requirements. A production which has become, over the years, wider and wider.

Cosma
UNITÀ
PRODUTTIVE
PRODUCTION UNITS



Unità produttiva
Colonnella (TE)
Italy



Nowadays, Cosma can boast cutting edge production plants for creating and finishing its handles and accessories in zincal, aluminium and stainless steel. For a better organisation the working processes are carried out in 2 production plants: the Head Office of Cassago Brianza (Lecco) where die-casting, production and finishes of Zincal take place and the other factory of Colonnella (Teramo) where Cosma realizes the stainless steel and aluminium working processes. Cosma, at designers service, at producers service.

Oggi Cosma può vantare impianti produttivi all'avanguardia per la produzione e finitura di maniglie ed accessori in zama, alluminio ed acciaio inox. Per una migliore organizzazione i cicli produttivi si svolgono in fabbriche separate: nella sede centrale di Cassago Brianza (Lecco) si realizza il ciclo della pressofusione e della finitura della zama, mentre nella sede di Colonnella (Teramo) si effettuano le lavorazioni dell'acciaio e dell'alluminio garantendo così la più ampia gamma di servizi e prodotti offerti. Cosma, al servizio di chi progetta, al servizio di chi produce.




Sede Centrale
Cassago Brianza (LC)
Italy



Cosma SHOWROOM

Showroom Sede Centrale
Cassago Brianza (LC)
Italy



During the years, the need to create meeting points between producers and designers prompted the company to set up permanent showrooms in the heart of three of Europe's most important furniture districts: in Brianza at the headquarter of Cassago; in Triveneto, at the Oderzo showroom (Treviso), and in Germany, with its premises in the town of Bünde, in Ostwestfalen. It provides meeting points and brainstorming workshops for viewing the catalogue products and facing the company about the latest finishes and technologies available for developing customized designs.

Nel corso degli anni l'esigenza di creare punti di incontro con produttori e progettisti ha spinto l'azienda a creare show room permanenti nel cuore di tre tra i più importanti distretti del mobile in Europa: in Brianza presso la sede centrale di Cassago; nel Triveneto con lo show room di Oderzo (Tv) ed in Germania, con uno spazio allestito nella città di Buende, in Ostwestfalen. Punti di incontro e laboratori di idee, in cui vedere i prodotti a catalogo e confrontarsi con l'azienda sulle ultime finiture e tecnologie disponibili con cui sviluppare progetti personalizzati.




Showroom
Buende, Ostwestfalen
Germany



Showroom
Oderzo (TV)
Italy





We support and work alongside architects and designers for developing their own designs. The research and development department plays a key role for Cosma, which invests a great deal of resources in this field. Our technical department supervises the design from the initial concept right up to the prototyping, industrialization and mass production. The company avails of cutting-edge technologies for 3D design, rapid prototyping and technical product's analysis.



Cosma PROGETTO

DESIGN

Supportiamo e affianchiamo architetti e designer nello sviluppo dei propri progetti. Il reparto ricerca e sviluppo riveste un ruolo fondamentale per Cosma, che investe molte risorse proprio in quest'ambito. Il nostro ufficio tecnico segue il progetto dall'idea iniziale, alla prototipazione fino all'industrializzazione e produzione di serie. L'azienda si avvale delle più moderne tecnologie in ambito di progettazione 3D, prototipazione rapida e studio tecnico del prodotto.



Le collezioni moderne proposte in questo capitolo sono destinate ai produttori e ai progettisti che vogliono elevare la qualità del mobile. Maniglie e accessori originali ed esclusivi, prodotti con materiali innovativi e finiti con estrema cura destinati all'arredamento delle case contemporanee e future.

The wide range of modern products shown in this section is destined to producers and designers who want to elevate the final quality of modern furniture. Original and exclusive handles and accessories, produced with innovative materials and finished with extreme care destined to the furnishing of contemporary and future homes.

CONTEMPORANEO

CONTEMPORARY

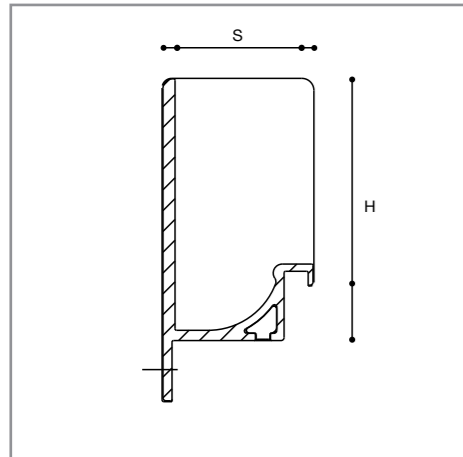
CONTEMPORANEO

CONTEMPORARY HANDLES

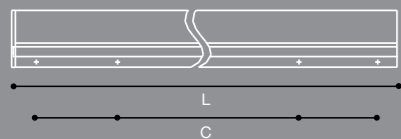


CON UN SOLO TAPPO - WITH ONE CAP

- 62L.62Q BIANCO AVORIO
IVORY WHITE
- 60E.60P PIOMBO
LEAD-GREY



MAT.: ZINKRAL - ALLUMINIO / ALUMINIUM



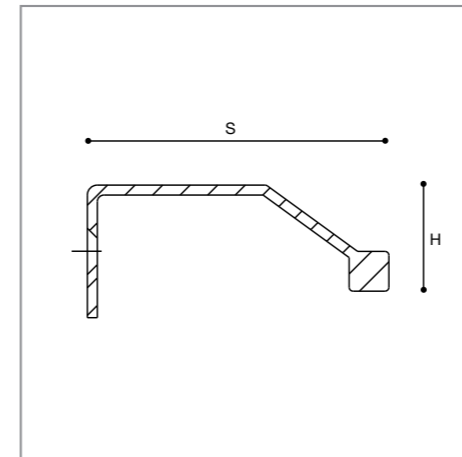
ART.	L	C	H	S	P.U.
5831200.1.DX	1200	1024	34,3/43,5	25/22,6	1
5831200.2.SX	1200	1024	34,3/43,5	25/22,6	1

CONTEMPORANEO

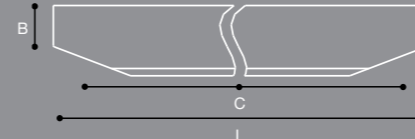
CONTEMPORARY HANDLES



- 62I BIANCO AVORIO
IVORY WHITE
- 60E PIOMBO
LEAD-GREY



MAT.: ALLUMINIO / ALUMINIUM



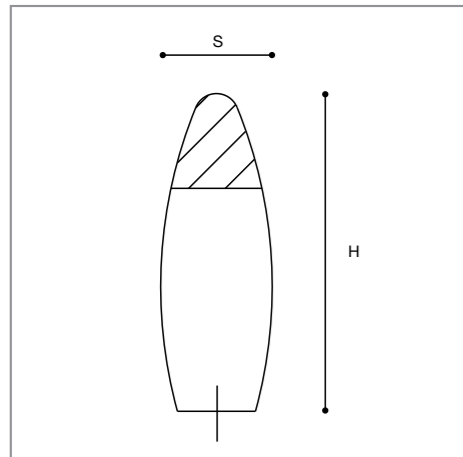
ART.	L	C	B	S	H	P.U.
6531200	1200	1024	26,5	45,5	16	1

CONTEMPORANEO

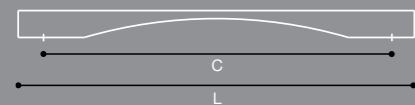
CONTEMPORARY HANDLES



- 37S INOX SATINATO BRILLANTE
BRIGHT SATIN STAINLESS STEEL
- 260 CROMO LUCIDO
BRIGHT CHROME
- 66P GHISA
GHISA




COORDINATO A 12943 PAG. 34 - COMBINATED WITH 12943 PAG. 34



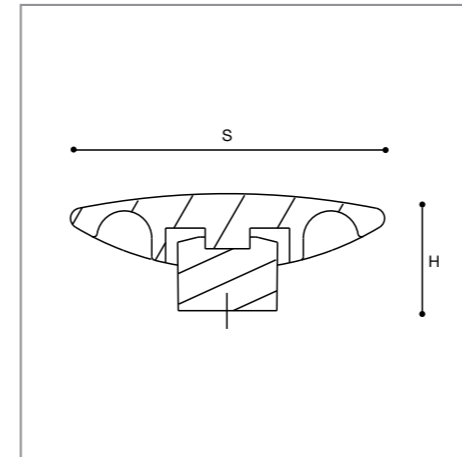
ART.	L	C	H	S	P.U.
5871280	1600	1280	28,5	10	1
5870640	800	640	28,5	10	1
5870320	350	320	28,5	10	1
5870160	200	160	28,5	10	1

CONTEMPORANEO

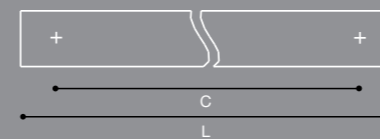
CONTEMPORARY HANDLES



- 20C.20M NERO OPACO SPAZZOLATO
BRUSHED MATT BLACK
- 37S.27 INOX SATINATO BRILLANTE
BRIGHT SATIN STAINLESS STEEL




MAT.: ZINKRAL - ALLUMINIO / ALUMINIUM



ART.	L	C	H	S	P.U.
6181280	1280	1056	17	45,6	1
6180320	320	96	17	45,6	1



18 Ø



PROTAGONISTI

ART. 618

ANNO DI PRODUZIONE 2014

Ø 19

CONTEMPORANEO

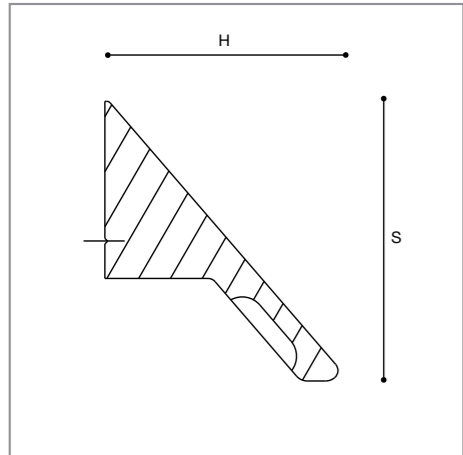
CONTEMPORARY HANDLES



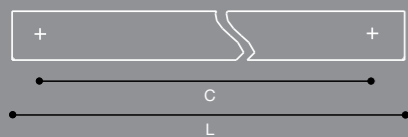
37S INOX SATINATO BRILLANTE
BRIGHT SATIN STAINLESS STEEL



60E PIOMBO
LEAD-GREY



MAT.: ALLUMINIO / ALUMINIUM



ART.	L	C	H	S	P.U.
6120640	800	640	25	30	1

CONTEMPORANEO

CONTEMPORARY HANDLES



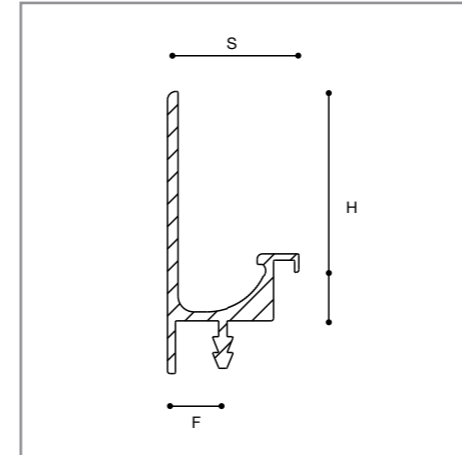
37S INOX SATINATO BRILLANTE
BRIGHT SATIN STAINLESS STEEL



62I BIANCO AVORIO
IVORY WHITE



60E PIOMBO
LEAD-GREY



MAT.: ALLUMINIO / ALUMINIUM



ART.	L	B	S	H	F	P.U.
6403000	3000	22,6	24,9	34,3/43,5	10,5	1

CONTEMPORANEO

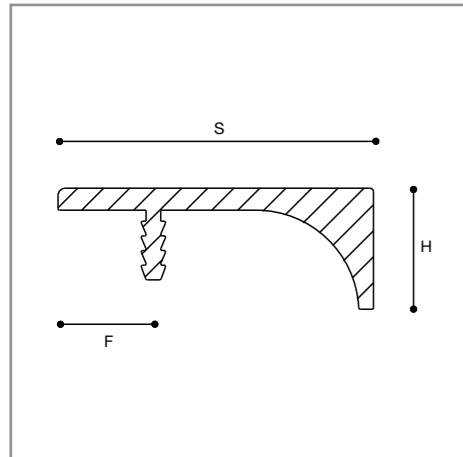
CONTEMPORARY HANDLES



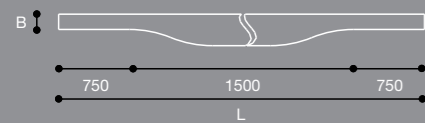
37S INOX SATINATO BRILLANTE
BRIGHT SATIN STAINLESS STEEL



20C NERO OPACO SPAZZOLATO
BRUSHED MATT BLACK



MAT.: ALLUMINIO / ALUMINIUM



ART.	L	B	S	H	F	P.U.
5863000	3000	26	43	16,5	13	1


PROTAGONISTI

ART. 583

ANNO DI PRODUZIONE 2012

CONTEMPORANEO

CONTEMPORARY HANDLES



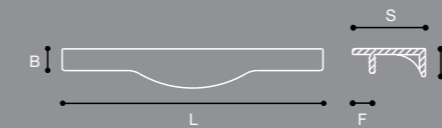
37S INOX SATINATO BRILLANTE
BRIGHT SATIN STAINLESS STEEL




260 CROMO LUCIDO
BRIGHT CHROME



MAT.: ALLUMINIO / ALUMINIUM



ART.	L	B	S	H	F	P.U.
6130096	96	19	37	14,2	7,5	36
6130296	296	19	37	14,2	7,5	36
6130596	596	19	37	14,2	7,5	36



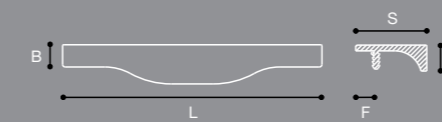
37S INOX SATINATO BRILLANTE
BRIGHT SATIN STAINLESS STEEL




260 CROMO LUCIDO
BRIGHT CHROME



MAT.: ALLUMINIO / ALUMINIUM



ART.	L	B	S	H	F	P.U.
5580147	147,5	21,2	37	13,5	10,6	36
5580297	297,5	21,2	37	13,5	10,6	36
5580397	397,5	21,2	37	13,5	10,6	36
5580447	447,5	21,2	37	13,5	10,6	36
5580597	597,5	21,2	37	13,5	10,6	36
5580897	897,5	21,2	37	13,5	10,6	36



PROTAGONISTI
ART. 550
ANNO DI PRODUZIONE 2010

CONTEMPORANEO

CONTEMPORARY HANDLES

60P PIOMBO
LEAD-GREY



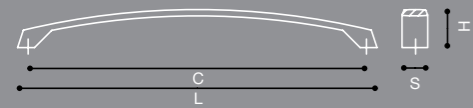
16S NICHEL SATINATO SEMILUCIDO
SEMI-GLOSS SATIN NICKEL



260 CROMO LUCIDO
BRIGHT CHROME



MAT.: ZINKRAL



ART.	L	C	H	S	GR.	P.U.
12643.G	174	160	36	24	218	10
12643.N	340	320	36	24	365	10

CONTEMPORANEO

CONTEMPORARY HANDLES

60P PIOMBO
LEAD-GREY



16S NICHEL SATINATO SEMILUCIDO
SEMI-GLOSS SATIN NICKEL



260 CROMO LUCIDO
BRIGHT CHROME



MAT.: ZINKRAL



ART.	L	C	H	S	GR.	P.U.
12789.B	109	96	30	12	78	20
12748.G	173	160	30	12	113	10
12749.N	333	320	30	12	207	20

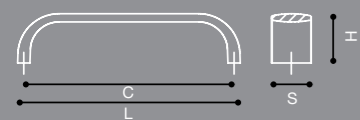
60P PIOMBO
LEAD-GREY



16S NICHEL SATINATO SEMILUCIDO
SEMI-GLOSS SATIN NICKEL



MAT.: ZINKRAL



ART.	L	C	H	S	GR.	P.U.
12657.G	168	160	30	26	170	10

60P PIOMBO
LEAD-GREY




16S NICHEL SATINATO SEMILUCIDO
SEMI-GLOSS SATIN NICKEL



260 CROMO LUCIDO
BRIGHT CHROME



MAT.: ZINKRAL



ART.	L	C	H	S	GR.	P.U.
12846.B	110	96	30	20	100	20
12846.G	174	160	30	20	155	20
12846.N	334	320	30	20	300	20

60P PIOMBO
LEAD-GREY



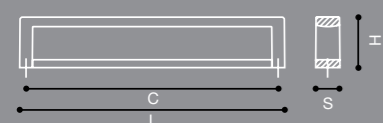
16S NICHEL SATINATO SEMILUCIDO
SEMI-GLOSS SATIN NICKEL



260 CROMO LUCIDO
BRIGHT CHROME



MAT.: ZINKRAL



ART.	L	C	H	S	GR.	P.U.
12780.B	104	96	32	15	137	10
12781.G	168	160	32	15	206	10
12782.N	328	320	32	15	289	10

60P PIOMBO
LEAD-GREY




16S NICHEL SATINATO SEMILUCIDO
SEMI-GLOSS SATIN NICKEL



260 CROMO LUCIDO
BRIGHT CHROME



MAT.: ZINKRAL



ART.	L	C	H	S	GR.	P.U.
12857.B	110	96	30	18	53	20
12857.G	200	160	30	20	93	10
12857.N	360	320	30	25	197	20

CONTEMPORANEO

CONTEMPORARY HANDLES

60P PIOMBO
LEAD-GREY



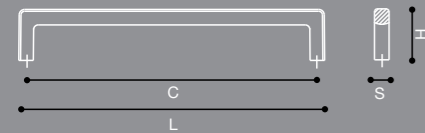
16S NICHEL SATINATO SEMILUCIDO
SEMI-GLOSS SATIN NICKEL



260 CROMO LUCIDO
BRIGHT CHROME



MAT.: ZINKRAL



ART.	L	C	H	S	GR.	P.U.
12861.B	104	96	28	8	60	10
12861.A	136	128	28	8	70	10
12861.G	168	160	28	8	85	10
12861.N	328	320	28	8	155	20

60P PIOMBO
LEAD-GREY



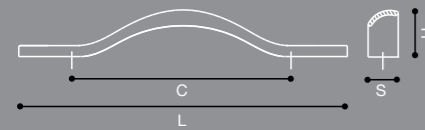
16S NICHEL SATINATO SEMILUCIDO
SEMI-GLOSS SATIN NICKEL



260 CROMO LUCIDO
BRIGHT CHROME



MAT.: ZINKRAL



ART.	L	C	H	S	GR.	P.U.
12902.A	140	128	34	22	140	20
12902.S	240	160/192	34	22	170	20
12902.N	400	320	34	22	290	10

60P PIOMBO
LEAD-GREY



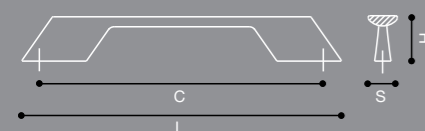
16S NICHEL SATINATO SEMILUCIDO
SEMI-GLOSS SATIN NICKEL



260 CROMO LUCIDO
BRIGHT CHROME



MAT.: ZINKRAL



ART.	L	C	H	S	GR.	P.U.
12904.G	180	160	25	16	130	10
12904.H	212	192	25	16	145	10
12904.N	340	320	25	16	205	20

CONTEMPORANEO

CONTEMPORARY HANDLES

60P PIOMBO
LEAD-GREY



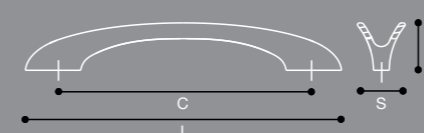
16S NICHEL SATINATO SEMILUCIDO
SEMI-GLOSS SATIN NICKEL



260 CROMO LUCIDO
BRIGHT CHROME



MAT.: ZINKRAL



ART.	L	C	H	S	GR.	P.U.
12906.G	200	160	30	30	170	10
12906.N	360	320	30	30	260	10

60P PIOMBO
LEAD-GREY



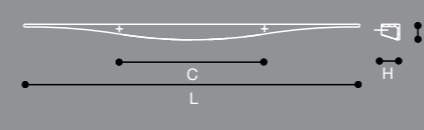
16S NICHEL SATINATO SEMILUCIDO
SEMI-GLOSS SATIN NICKEL



260 CROMO LUCIDO
BRIGHT CHROME



MAT.: ZINKRAL



ART.	L	C	H	S	GR.	P.U.
12909.C	120	64	20	14	60	20
12909.B	220	96	20	14	120	20
12909.G	370	160	20	14	220	20

60P PIOMBO
LEAD-GREY



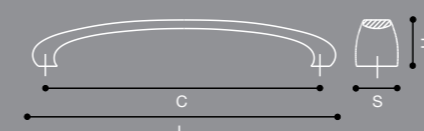
16S NICHEL SATINATO SEMILUCIDO
SEMI-GLOSS SATIN NICKEL



260 CROMO LUCIDO
BRIGHT CHROME



MAT.: ZINKRAL



ART.	L	C	H	S	GR.	P.U.
12922.G	177	160	27	24,6	133	10
12922.N	337	320	27	24,6	250	10



PROTAGONISTI

ART. 12909.G

ANNO DI PRODUZIONE 2011



CONTEMPORANEO

CONTEMPORARY HANDLES

66P GHISA
GHISA

60P PIOMBO
LEAD-GREY

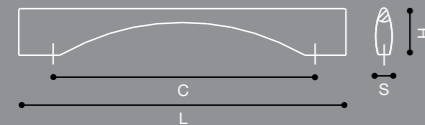
16S NICHEL SATINATO SEMILUCIDO
SEMI-GLOSS SATIN NICKEL

260 CROMO LUCIDO
BRIGHT CHROME



MAT.: ZINKRAL

COORDINATO A 587 PAG. 16 - COMBINATED WITH 587 PAG. 16



ART.	L	C	H	S	GR.	P.U.
12943.G	200	160	28,5	10	180	20
12943.N	350	320	28,5	10	305	20

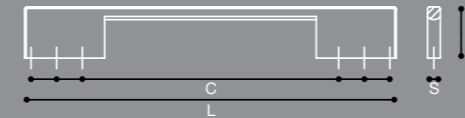
CONTEMPORANEO

CONTEMPORARY HANDLES

16S NICHEL SATINATO SEMILUCIDO
SEMI-GLOSS SATIN NICKEL



MAT.: ZINKRAL



ART.	L	C	H	S	GR.	P.U.
12706.S	232	160/192/224	32	8	200	10

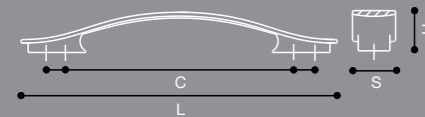
60P PIOMBO
LEAD-GREY

16S NICHEL SATINATO SEMILUCIDO
SEMI-GLOSS SATIN NICKEL

260 CROMO LUCIDO
BRIGHT CHROME



MAT.: ZINKRAL



ART.	L	C	H	S	GR.	P.U.
12953.S	220	160/192	28	30	260	10

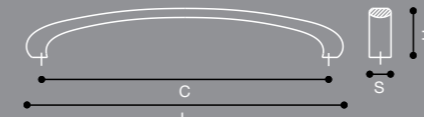
60P PIOMBO
LEAD-GREY

16S NICHEL SATINATO SEMILUCIDO
SEMI-GLOSS SATIN NICKEL

260 CROMO LUCIDO
BRIGHT CHROME



MAT.: ZINKRAL



ART.	L	C	H	S	GR.	P.U.
12967.G	174	160	27	12	77	10
12967.N	335	320	27	12	143	10


60P PIOMBO
LEAD-GREY

16S NICHEL SATINATO SEMILUCIDO
SEMI-GLOSS SATIN NICKEL

260 CROMO LUCIDO
BRIGHT CHROME



MAT.: ZINKRAL



ART.	L	C	H	S	GR.	P.U.
12955.B	106	96	28	33	80	10
12955.G	170	160	28	33	105	10
12955.N	330	320	28	33	170	10


60P PIOMBO
LEAD-GREY

16S NICHEL SATINATO SEMILUCIDO
SEMI-GLOSS SATIN NICKEL

260 CROMO LUCIDO
BRIGHT CHROME



MAT.: ZINKRAL



ART.	L	C	H	S	GR.	P.U.
12968.B	116	96	26	15	80	10
12968.G	180	160	26	15	100	10
12968.N	340	320	26	15	168	10

CONTEMPORANEO

CONTEMPORARY HANDLES


60P PIOMBO
LEAD-GREY




16S NICHEL SATINATO SEMILUCIDO
SEMI-GLOSS SATIN NICKEL



260 CROMO LUCIDO
BRIGHT CHROME



MAT.: ZINKRAL



ART.	L	C	H	S	GR.	P.U.
12962.B	116	96	25	30	94	10
12962.G	200	160	25	30	160	20

CONTEMPORANEO

CONTEMPORARY HANDLES

60P PIOMBO
LEAD-GREY



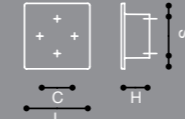
16S NICHEL SATINATO SEMILUCIDO
SEMI-GLOSS SATIN NICKEL



260 CROMO LUCIDO
BRIGHT CHROME



MAT.: ZINKRAL



ART.	L	C	H	S	GR.	P.U.
24087.D	60	32	26	40/60	149	10

20P NERO OPACO
MATT BLACK



15D NICHEL SATINATO
SATIN NICKEL



62A2 BIANCO GESSO
CHALK WHITE



MAT.: ZINKRAL

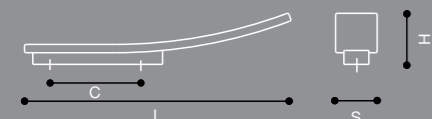


ART.	L	C	H	S	GR.	P.U.
12946.0	198/195	-	19,8/16,5	16,8/13,6	120	10

260 CROMO LUCIDO
BRIGHT CHROME



MAT.: ZINKRAL



ART.	L	C	H	S	GR.	P.U.
12925.C	160	64	31	25	150	10

CONTEMPORANEO

CONTEMPORARY HANDLES

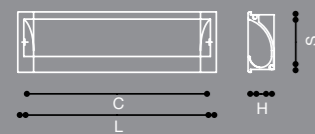
20B.20M NERO OPACO
MATT BLACK

37S.16S INOX SATINATO BRILLANTE
BRIGHT SATIN STAINLESS STEEL

60E.60P PIOMBO
LEAD-GREY



MAT.: ZINKRAL - ALLUMINIO / ALUMINIUM



ART.	L	C	H	S	P.U.
2930200	200	190	16/18	38/42	10

20B.20M NERO OPACO
MATT BLACK

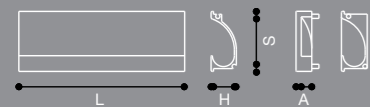
37S INOX SATINATO BRILLANTE
BRIGHT SATIN STAINLESS STEEL

16S NICHEL SATINATO SEMILUCIDO
SEMI-GLOSS SATIN NICKEL

60E.60P PIOMBO
LEAD-GREY



MAT.: ZINKRAL - ALLUMINIO / ALUMINIUM



ART.	L	A	H	S	P.U.
M2933000	3000	-	18	42	1
M2930000.1 DX	-	11/9	16/18	38/42	20
M2930000.2 SX	-	11/9	16/18	38/42	20

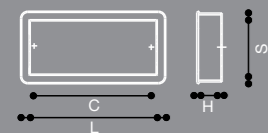
16M NICHEL SATINATO SEMILUCIDO
SEMI-GLOSS SATIN NICKEL

62Q BIANCO AVORIO
IVORY WHITE

60P PIOMBO
LEAD-GREY



MAT.: ZINKRAL



ART.	L	C	H	S	GR.	P.U.
12975.0	120/117	109	21/19	60/57	200	10

CONTEMPORANEO

CONTEMPORARY HANDLES

60P PIOMBO
LEAD-GREY

16S NICHEL SATINATO SEMILUCIDO
SEMI-GLOSS SATIN NICKEL

260 CROMO LUCIDO
BRIGHT CHROME



MAT.: ZINKRAL



ART.	L	C	H	S	GR.	P.U.
12596.0	48/50	-	12	18	126	20

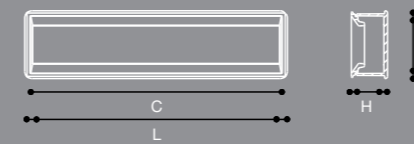
60P PIOMBO
LEAD-GREY

27.16S NICHEL SATINATO SEMILUCIDO
SEMI-GLOSS SATIN NICKEL

260 CROMO LUCIDO
BRIGHT CHROME



MAT.: ZINKRAL - ABS

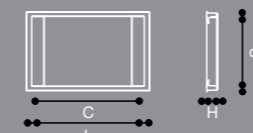



ART.	L	C	H	S	GR.	P.U.
12898.0	180,5/177	170,6	22/18	45,5/43	108	10

60E.60P PIOMBO
LEAD-GREY

36D.16S ACCIAIO INOX / NICHEL SATINATO
STAINLESS STEEL / SATIN NICKEL

MAT.: ZINKRAL - ALLUMINIO / ALUMINIUM
MAT.: ZINKRAL - ACCIAIO/STAINLESS STEEL



ART.	L	C	H	S	GR.	FIN	P.U.
12971.0	136/131	122	18,5/17,5	87/82	316	36D.16S	10
12972.0	136/131	122	18,5/17,5	87/82	242	60E.60P	10

CONTEMPORANEO

CONTEMPORARY HANDLES

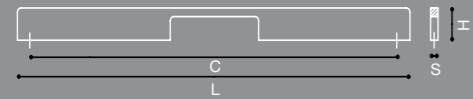
66P GHISA
GHISA

37S INOX SATINATO BRILLANTE
BRIGHT SATIN STAINLESS STEEL

260 CROMO LUCIDO
BRIGHT CHROME




MAT.: ALLUMINIO / ALUMINIUM




ART.	L	C	H	S	P.U.
4590096	118	96	30	8	10
3880160	180	160	30	8	10
3880320	350	320	30	8	20
3880460	482	460	30	8	20

260 CROMO LUCIDO
BRIGHT CHROME



MAT.: ALLUMINIO / ALUMINIUM




ART.	L	C	H	S	P.U.
4380160	180	160	18	8/22	10
4380320	340	320	18	8/22	20

36D.160 ACCIAIO INOX
NICHEL SATINATO LUCIDO
STAINLESS STEEL / GLOSSY SATIN NICKEL



MAT.: ZINKRAL - ACCIAIO / STAINLESS STEEL



ART.	L	C	H	S	P.U.
5540096	116	96	38	10	20
5540128	148	128	38	10	10
5540160	180	160	38	10	20
5540192	212	192	38	10	20
5540320	340	320	38	10	20
5540480	500	480	38	10	20

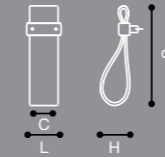
CONTEMPORANEO

CONTEMPORARY HANDLES

260.14 CROMO LUCIDO / ARGENTO
BRIGHT CHROME / SILVER



MAT.: ZINKRAL - OTTONE / BRASS



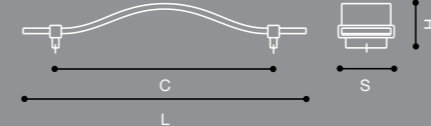
ART.	L	C	H	S	GR.	P.U.
12817.E	34	16	30	100	82	10

66 GHISA
GHISA

308 CUOIO TESTA DI MORO
LEATHER DARK BROWN



MAT.: ZINKRAL - CUOIO / LEATHER



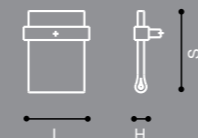
ART.	L	C	H	S	GR.	P.U.
6540160	190	160	25	40	80	10

66 GHISA
GHISA

308 CUOIO TESTA DI MORO
LEATHER DARK BROWN



MAT.: ZINKRAL - CUOIO / LEATHER



ART.	L	C	H	S	GR.	P.U.
4870041	41	-	9	51	30	10



Per completare la sua proposta commerciale, Cosma ha sviluppato una linea di prodotti adatta ai gusti più classici che ricerca linee morbide e finiture che richiamano alla tradizione. Maniglie prodotte con materiali specifici e finite con particolare cura per elevare la qualità degli arredi in stile.



To complete its commercial offer, Cosma has developed a line of products appealing to classical tastes looking for soft lines and finishes recalling tradition. Handles produced with specific materials and finished with particular care to elevate the quality of stylish furniture.

CLASSICO

CLASSIC

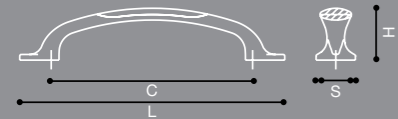
CLASSICO

CLASSIC HANDLES




- 50V NICHEL VECCHIO ANTIQUE NICKEL 
- 080 BRONZO SCURO DARK BRONZE 



MAT.: ZINKRAL - NYLON INSERTO IN NYLON FINITURA PORCELLANA - NYLON INSERT PORCELAIN FINISH

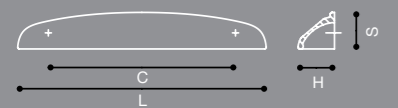


ART.	L	C	H	S	GR.	P.U.
12419.A	168,6	128	33	20/25	100	10





- 16S NICHEL SATINATO SEMILUCIDO SEMI-GLOSS SATIN NICKEL 
- 50V NICHEL VECCHIO ANTIQUE NICKEL 
- 080 BRONZO SCURO DARK BRONZE 



MAT.: ZINKRAL

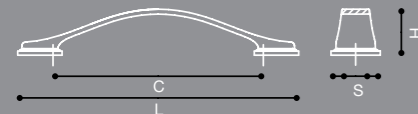


ART.	L	C	H	S	GR.	P.U.
12633.A	170	128	25	25	139	10

- 16S NICHEL SATINATO SEMILUCIDO SEMI-GLOSS SATIN NICKEL 
- 260 CROMO LUCIDO BRIGHT CHROME 
- 50V NICHEL VECCHIO ANTIQUE NICKEL 
- 080 BRONZO SCURO DARK BRONZE 



MAT.: ZINKRAL



ART.	L	C	H	S	GR.	P.U.
12636.S	171	128/160	28	17/30	118	10

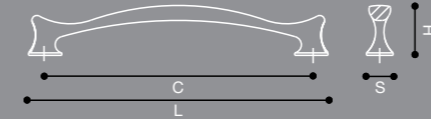
CLASSICO

CLASSIC HANDLES




- 260 CROMO LUCIDO BRIGHT CHROME 
- 50V NICHEL VECCHIO ANTIQUE NICKEL 
- 080 BRONZO SCURO DARK BRONZE 



MAT.: ZINKRAL COORDINATO POMOLO 12911.E PAG. 49 - COMBINATED WITH KNOB 12911.E PAG. 49



ART.	L	C	H	S	GR.	P.U.
12911.G	180	160	30	16	100	20

- 16S NICHEL SATINATO SEMILUCIDO SEMI-GLOSS SATIN NICKEL 
- 50V NICHEL VECCHIO ANTIQUE NICKEL 
- 080 BRONZO SCURO DARK BRONZE 



MAT.: ZINKRAL

COORDINATO POMOLO 24140.0 PAG. 49 - COMBINATED WITH KNOB 24140.0 PAG. 49

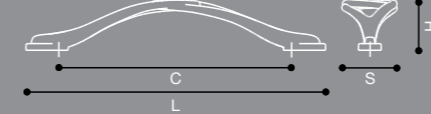


ART.	L	C	H	S	GR.	P.U.
12914.A	180	128	27	28	165	10

- 260 CROMO LUCIDO BRIGHT CHROME 
- 50 NICHEL NERO BLACK NICKEL 
- 080 BRONZO SCURO DARK BRONZE 



MAT.: ZINKRAL



ART.	L	C	H	S	GR.	P.U.
12969.G	180	160	30	33	74	10



PROTAGONISTI

ART. 12959.G

ANNO DI PRODUZIONE 2013

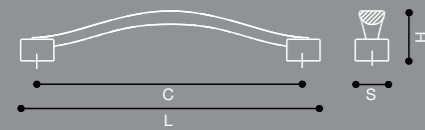
CLASSICO

CLASSIC HANDLES

50S CANNA DI FUCILE SPAZZOLATO
BRUSHED GUNMETAL



MAT.: ZINKRAL



ART.	L	C	H	S	GR.	P.U.
12964.G	180	160	30	20	104	10
12964.N	340	320	30	20	180	10

60P PIOMBO
LEAD-GREY



16S NICHEL SATINATO SEMILUCIDO
SEMI-GLOSS SATIN NICKEL



260 CROMO LUCIDO
BRIGHT CHROME



MAT.: ZINKRAL



ART.	L	C	H	S	GR.	P.U.
12959.G	246	160	25	17	110	10
12959.N	406	320	25	17	191	10

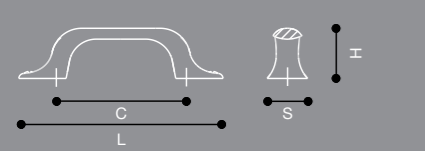
160 NICHEL SATINATO LUCIDO
GLOSSY SATIN NICKEL



080 BRONZO SCURO
DARK BRONZE



MAT.: ZINKRAL



ART.	L	C	H	S	GR.	P.U.
12207.B	135	96	27	20	69	10
12207.C	103	64	27	20	55	10

CLASSICO

CLASSIC HANDLES

160 NICHEL SATINATO LUCIDO
GLOSSY SATIN NICKEL



260 CROMO LUCIDO
BRIGHT CHROME



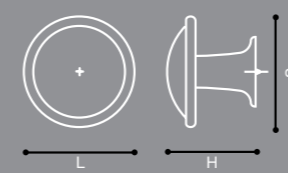
50V NICHEL VECCHIO
ANTIQUÉ NICKEL



08S BRONZO SFUMATO
SHADED BRONZE



MAT.: ZINKRAL



ART.	L	C	H	S	GR.	P.U.
24073.F	35	-	28	35	36	20

16S NICHEL SATINATO SEMILUCIDO
SEMI-GLOSS SATIN NICKEL



50V NICHEL VECCHIO
ANTIQUÉ NICKEL

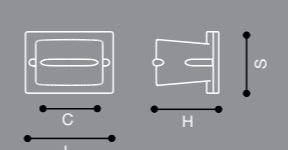


080 BRONZO SCURO
DARK BRONZE



MAT.: ZINKRAL

COORDINATO MANIGLIA 12914.A PAG. 45 - COMBINATED WITH HANDLE 12914.A PAG. 45



ART.	L	C	H	S	GR.	P.U.
24140.0	40	16	30	28	90	20

260 CROMO LUCIDO
BRIGHT CHROME



50V NICHEL VECCHIO
ANTIQUÉ NICKEL

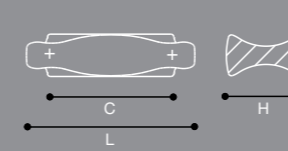


080 BRONZO SCURO
DARK BRONZE



MAT.: ZINKRAL

COORDINATO MANIGLIA 12911.G PAG. 45 - COMBINATED WITH HANDLE 12911.G PAG. 45



ART.	L	C	H	S	GR.	P.U.
12911.E	56	16	25	14	58	20

ELENCO PRODOTTI

PRODUCTS LIST

MANIGLIE

HANDLES

CODICE ART.	PAG.	CODICE ART.	PAG.	CODICE ART.	PAG.
12207.B	48	12911.G	45	4870041	41
12207.C	48	12914.A	45	5540096	40
12419.A	44	12922.G	31	5540128	40
12596.0	39	12922.N	31	5540160	40
12633.A	44	12925.C	36	5540192	40
12636.S	44	12943.G	16, 34	5540320	40
12643.G	28	12943.N	16, 34	5540480	40
12643.N	28	12946.0	37	5580147	25
12657.G	28	12953.S	34	5580297	25
12706.S	35	12955.B	34	5580397	25
12748.G	29	12955.G	34	5580447	25
12749.N	29	12955.N	34	5580597	25
12780.B	28	12959.G	48	5580897	25
12781.G	28	12959.N	48	5831200.1	14
12782.N	28	12962.B	36	5831200.2	14
12789.B	29	12962.G	36	5863000	22
12817.E	41	12964.G	48	5870160	16
12846.B	29	12964.N	48	5870320	16
12846.G	29	12967.G	35	5870640	16
12846.N	29	12967.N	35	5871280	16
12857.B	29	12968.B	35	6120640	20
12857.G	29	12968.G	35	6130096	25
12857.N	29	12968.N	35	6130296	25
12861.A	30	12969.G	45	6130596	25
12861.B	30	12971.0	39	6180320	17
12861.G	30	12972.0	39	6181280	17
12861.N	30	12975.0	38	6403000	21
12898.0	39	24073.F	49	6531200	15
12902.A	30	24087.D	37	6540160	41
12902.N	30	24140.0	49	6540160	41
12902.S	30	2930200	38		
12904.G	30	M2930000.1	38		
12904.H	30	M2930000.2	38		
12904.N	30	M2933000	38		
12906.G	31	3880160	40		
12906.N	31	3880320	40		
12909.B	31	3880460	40		
12909.C	31	4380160	40		
12909.G	31	4380320	40		
12911.E	49	4590096	40		

Parallelamente all'aggiornamento tecnologico, produttivo e di design, Cosma ha continuato negli anni a ricercare e sperimentare nel campo delle finiture superficiali. I materiali lavorati, acciaio inox, alluminio e zama possono essere finiti con diversi processi: galvanica, verniciatura ed anodizzazione.


As well as ensuring it is up-to-date in technological, production and design terms, Cosma has, over the years, continued to conduct research and experimentation into surface finishes. The materials used, including stainless steel, aluminium and zinkral, can be finished using a variety of processes, including electroplating, painting and anodization.

FINITURE

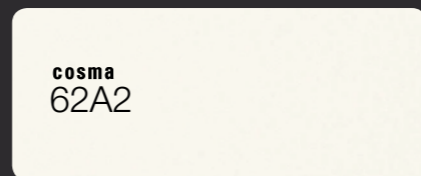
FINISHES

ZINKRAL ZAMA


VERNICIATURA PAINTING




cosma
62Q
Bianco Avorio (abbinamento 62I)
Ivory White (combination 62I)




cosma
62A2
Bianco Gesso
Chalk White




cosma
270
Effetto Inox
Stainless Steel Effect




cosma
66
Ghisa
Ghisa



cosma
60P
Piombo (abbinamento 60E)
Lead-grey (combination 60E)




cosma
20M
Nero Opaco
Matt Black




cosma
20P
Nero Dust
Black Dust

ZINKRAL ZAMA


FINITURE GALVANICHE GALVANIC FINISHES



cosma
16S
Nichel Satinato Semilucido
Semi-gloss Satin Nickel




cosma
15D
Nichel Satinato
Satin Nickel



cosma
36D
Acciaio Inox Satinato
Satin Stainless Steel




cosma
160
Nichel Satinato Lucido
Glossy Satin Nickel



cosma
50S
Canna di Fucile Spazzolato
Brushed Gunmetal



cosma
260
Cromo Lucido
Bright Chrome




cosma
50V
Nichel Vecchio
Antique Nickel




cosma
14
Argento Lucido
Bright Silver



cosma
08S
Bronzo Sfumato
Shaded Bronze




cosma
50
Nichel Nero
Black Nickel



cosma
080
Bronzo Scuro
Dark Bronze

STAINLESS STEEL ACCIAIO INOX

LEATHER CUOIO



cosma
308
Testa di moro
Dark Brown

ALUMINUM
ALLUMINIO


FINITURE GALVANICHE
GALVANIC FINISHES




Cromo Lucido
Bright Chrome

ALUMINUM
ALLUMINIO


FINITURE ANODIZZATE
ANODIZED FINISHES



Inox Satinato Brillante
Bright Satin Stainless Steel




Nero Opaco Spazzolato
Brushed Matt Black




Nero Opaco
Matt Black

ALUMINUM
ALLUMINIO


VERNICIATURA A POLVERI
POWDER COATING



Bianco Avorio (abbinamento 62Q)
Ivory White (combination 62Q)





Piombo (abbinamento 60P)
Lead-grey (combination 60P)



Ghisa
Ghisa

I COLORI DELLE FINITURE RIPORTATI SONO
PURAMENTE INDICATIVI.

FINISHES ARE SIMPLY INDICATIVE.



Opera Comunicazione

Photo
Studio Eleven

Colour Separation
CD Cromo

Printing
Technografica

CTL 1, RE.2 - 01.17



cosma

Cosma di O. Citterio S.p.A.
Via Marconi, 15
23893 Cassago (LC) - IT
T. +39 039 9210660
cosma@gruppocosma.com
www.gruppocosma.com